

How to Apply for Medicare Online

A STEP-BY-STEP GUIDE



TINDON
HEALTH ⚡ WEALTH

If you're within three months of your 65th birthday, it's time to apply for your hard-earned Medicare benefits! Follow this guide to apply easily online during your Initial Enrollment Period (IEP).

Begin by visiting the website below. If you are already collecting social security, you will automatically receive your Medicare card in the mail when it's time to enroll, so you won't need to complete this application.

Step 1: Go to www.ssa.gov/medicare/sign-up.

Step 2: Click “Apply Online” for Medicare, not Part B only.



Sign up for Medicare

If you're 65 or older, you can enroll online for Parts A and B, or Part A only. You can delay Part B if you're already covered through an employer group health plan.

The application is for retirement benefits and Medicare, or Medicare only.

Apply online



Sign up for Part B only

If you already have Part A and previously declined or never signed up for Part B, you can sign up for Part B only.

Get started

If you're unsure if you need part B coverage, that's something we can help with in a consultation meeting. In general, you'll want to just pick up Part A if you currently have strong coverage via your employer. If not, then you'll most likely want Part B, which has a monthly premium based on your income.


Step 3: Accept the terms of service.

Read over the terms and accept to move forward.

☒ I understand and agree to the above statements.

Step 4: Click on "Start a New Application"


Apply Online for Retirement/Medicare Benefits



Getting Ready

Before you start your application, we recommend that you take a moment to prepare yourself by reviewing a few items:

1. Make sure you meet the requirements to apply online for [Retirement/Medicare](#);
2. [Gather all of the information you need](#) to complete the application process.




Apply & Complete

After signing in to your [my Social Security](#) account, applying for Retirement/Medicare may take between **10 to 30 minutes** to complete depending on your situation. You can save your application as you go, so you can take a break at any time.

Start a New Application

 or

Return to Saved Application Process



Follow Up

Once you have submitted your application, a representative may contact you with updates or questions about your application. You may check the status of your online application by signing in to [my Social Security](#).

Step 5: Specify who you're applying for.

If you're applying for yourself, click the first option and continue. If you are a caregiver, select the second option and continue.

Who Is Completing This Application?

Tell us information about the person completing this application:

- ☐ I am applying for myself.
- ☐ I am helping someone who is not with me, and therefore cannot sign the application at this time.

Step 6: Log in to your my SSA account, or create a new one.

Do you have a **my** Social Security account?

- ☐ Yes ☐ No

Follow the prompts to create an account and verify through email or text, and then continue into your application.

Step 7: Fill out personal information.

After logging in, you'll be asked to review and fill some personal information, contact information and language preferences, as well as citizenship type and birthplace information to move forward. Follow the fields and continue to the next step.

Step 8: Click "Yes" to confirm you'd like to apply for Medicare Part A but not start your monthly social security retirement payments.

Social Security
The Official Website of the U.S. Social Security Administration

Apply for Benefits

Identification General Other Benefits Remarks Review & Sign

Medicare Information for Joan Public

Do you wish to apply for Medicare ONLY, but not for monthly retirement cash benefits at this time? [Things to Consider](#)

☒ Yes ☐ No

Next Previous

In this section...

- Applicant Identification
- Contact Information
- Birth and Citizenship
- Medicare Information**
 - Re-entry Number
 - Other SSNs and Names

Have questions on whether you should draw social security retirement income? We have National Social Security Advisors available to walk you through that as well.

Step 9: Choose whether you'd like to apply for Part B as well.

Social Security
The Official Website of the U.S. Social Security Administration

Apply for Benefits

Identification General Other Benefits Remarks & Options Review & Sign

Medicare Coverage for Joan Public

Do you want to enroll in Medicare Part B? [More Info](#)

☒ Yes ☐ No

Other Health Insurance Coverage

Are you receiving Medicaid (state health insurance)? [More Info](#)

☐ Yes ☐ No

Next Previous Save & Exit

In this section...

- Health Insurance Information
- Group Health Plan

Medicare Part B is the additional package that covers outpatient services and a variety of preventative care. While Part A is free of cost, Part B has a monthly charge for additional coverage.

If you're unsure whether or not to apply for Part B, that's something we can help with in a consultation appointment. If you do not have creditable coverage elsewhere and you do not pick up Part B, then you will face a penalty if you pick up later.

Step 10: Fill out the requested information about your current group coverage.

Step 11: Check the electronic signature box, and click **Submit Now.**

You'll receive a receipt that you can print and keep for your records, along with a number to check the status of your application.

In a few weeks, you'll receive your Medicare Card in the mail, with your Medicare number and the date that your coverage will begin. Bring this card to your appointments and doctor's visits from that date on. You'll also need this number if you're interested in adding supplemental coverage like Medicare Supplements, Part C or Part D moving forward. Please note that you will need to pick up drug coverage somewhere, like Part D, to avoid penalties.

If you have any questions on which plan is right for you, or any concerns during this process, reach out to us to schedule a free consultation meeting with one of our experienced insurance agents to learn about your options.

Tindon Health & Wealth

Health Insurance Coverage, Financial Advising, and Retirement Assistance

Address: 655 Post Road, Wells ME 04090

Phone: (207) 248-8411

Website: www.tindonhw.com

Email: admin@tindon.us



Disclaimer: This guide is for informational purposes only and is not affiliated with or endorsed by the U.S. government, Social Security or the federal Medicare program. Tindon Health & Wealth is an independent insurance agency authorized to offer Medicare-related products in Maine. We do not offer every plan available in your area. Any information provided is limited to the plans we do offer in your area. Please contact Medicare.gov or 1-800-MEDICARE to get information on all of your options.